


KLT-USB-0485 V1**2.1MP OnSemi AR0230 M12 Fixed Focus USB 2.0 Camera Module**

KLT-USB-0485 V1 is a 2.1MP Fixed Focus USB camera module based on 1/2.7" AR0230 image sensor. It delivers high-speed, 2K resolution ultra sharp image.

The S-mount (M12) lens holder enables customers to choose different lens as per varies applications. This camera module is ideal solution for face recognition, identity detection, access control.

Key Features


- 2K resolution (1920 x 1080) OnSemi AR0230 sensor
- High speed USB 2.0 Plug and Play
- MJPG and YUV2 output format
- Low power consumption
- Compact size
- UVC compliant to Windows, Linux, OS with UVC driver
- USB OTG (On-The-Go) support

KLT-USB-0485 V1

2.1MP OnSemi AR0230 M12 Fixed Focus USB 2.0 Camera Module

Camera Module No.	KLT-USB-0485 V1
Resolution	2.1MP
Image Sensor	AR0230
Sensor Type	1/2.7"
Pixel Size	3.0 um x 3.0 um
EFL	3.00 mm
F.NO	2.40
Pixel	1920 x 1080
View Angle	96°(DFOV)
Lens Dimensions	13.40 x 13.40 x 23.60 mm
Module Type	Fixed Focus
Lens Model	KLT-LENS-0485 V1
Interface	USB 2.0
Output Format	MJPEG / YUV2
Auto Control	Saturation, Contrast, Acutance White Balance, Exposure
Audio	Digital Microphone, Single / Dual Channel
Input Voltage	DC 5V
Working Current	Max 500mA
PCB Size	38 x 38 mm / 32 x 32 mm
System Compatibility	Windows XP (SP2, SP3), Vista, 7, 8, 10, 11 Android, Mac OS, Linux or OS with UVC Driver Raspberry Pi by USB Port
Software for USB Camera	AMCAP, Webcam Viewer, V4L2 Controls Contacam, VLC Player, MotionEye OS iSpy, ZoneMider, Yawcam
Lens Type	650nm IR Cut
Operating Temperature	-30°C to +85°C
USB Cable	KLT-Cable-U015

Wide Compatibility with Windows, Android, Mac OS, Linux, or Raspberry Pi



Raspberry Pi

www.KaiLapTech.com sales@KaiLapTech.com Tel: (852) 6908 1256 Fax: (852) 3017 6778

KLT-USB-0485 V1**2.1MP OnSemi AR0230 M12 Fixed Focus USB 2.0 Camera Module**

Top View



Side View

www.KaiLapTech.comwww.KaiLapTech.com

Bottom View



Mating Connector


KLT-USB-0485 V1


2.1MP OnSemi AR0230 M12 Fixed Focus USB 2.0 Camera Module

FORMAT	RESOLUTION	FRAME RATE
		USB 2.0
MJPG	640 x 480 (VGA)	25 FPS
	1280 x 720 (720P)	25 FPS
	1920 x 1080 (1080P)	25 FPS
YUY2	640 x 480 (VGA)	25 FPS
	1280 x 720 (720P)	10 FPS
	1920 x 1080 (1080P)	5 FPS









Product Overview

AR0230CS: 2 MP 1/2.7" CMOS Image Sensor

For complete documentation, see the data sheet.

The AR0230CS is a 1/2.7-inch CMOS digital image sensor with an active-pixel array of 1928 (H) x1088 (V). It captures images in either linear or high dynamic range modes, with rolling-shutter readout. It includes sophisticated camera functions such as in-pixel binning, windowing and both video and single frame modes. It is designed for both low light and high dynamic range scene performance. It is programmable through a simple two wire serial interface. The AR0230CS produces extraordinarily clear, sharp digital pictures, and its ability to capture both continuous video and single frames makes it the perfect choice for a wide range of applications, including surveillance and HD video.

Features

- High Dynamic Range

Applications

- Security

Part Electrical Specifications

Product	Compliance	Status	Type	Megapixels	Frame Rate (fps)	Optical Format	Shutter Type	Pixel Size (µm)	Output Interface	Color	Package Type
AR0230CSSC00SUEA0-DRBR	Pb-free Halide free	Active	CMOS	2.1	60	1/2.7 inch	Electronic Rolling and Global Reset Release	3.0 x 3.0	Multi	RGB	IBGA-80

For more information please contact your local sales support at www.onsemi.com.

Created on: 9/30/2017

Cameras Applications

your BEST camera module partner



www.KaiLapTech.com



www.KaiLapTech.com



www.KaiLapTech.com

IMAGING DEVICES

www.KaiLapTech.com



www.KaiLapTech.com



www.KaiLapTech.com



Camera Reliability Test


Reliability Inspection Item			Testing Method	Acceptance Criteria
Category		Item		
Environmental	Storage Temperature	High 60°C 96 Hours	Temperature Chamber	No Abnormal Situation
		Low -20°C 96 Hours	Temperature Chamber	No Abnormal Situation
	Operation Temperature	High 60°C 24 Hours	Temperature Chamber	No Abnormal Situation
		Low -20°C 24 Hours	Temperature Chamber	No Abnormal Situation
	Humidity	60°C 80% 24 Hours	Temperature Chamber	No Abnormal Situation
	Thermal Shock	High 60°C 0.5 Hours Low -20°C 0.5 Hours Cycling in 24 Hours	Temperature Chamber	No Abnormal Situation
Physical	Drop Test (Free Falling)	Without Package 60cm	10 Times on Wood Floor	Electrically Functional
		With Package 60cm	10 Times on Wood Floor	Electrically Functional
	Vibration Test	50Hz X-Axis 2mm 30min	Vibration Table	Electrically Functional
		50Hz Y-Axis 2mm 30min	Vibration Table	Electrically Functional
		50Hz Z-Axis 2mm 30min	Vibration Table	Electrically Functional
	Cable Tensile Strength Test	Loading Weight 4 kg 60 Seconds Cycling in 24 Hours	Tensile Testing Machine	Electrically Functional
Electrical	ESD Test	Contact Discharge 2 KV	ESD Testing Machine	Electrically Functional
		Air Discharge 4 KV	ESD Testing Machine	Electrically Functional
	Aging Test	On/Off 30 Seconds Cycling in 24 Hours	Power Switch	Electrically Functional
	USB Connector	On/Off 250 Times	Plug and Unplug	Electrically Functional



Inspection Item		Inspection Method	Standard of Inspection
Category	Item		
Appearance	FPC/ PCB	Color	Major Difference is Not Allowed.
		Be Torn/Chopped	Copper Crack Exposure is Not Allowed.
		Marking	Clear, Recognizable (Within 30cm Distance)
	Holder	Scratches	The Inside Crack Exposure is Not Allowed
		Gap	Meet the Height Standard
		Screw	Make Sure Screws Are Presented (If Any)
		Damage	The Inside Crack Exposure is Not Allowed
	Lens	Scratch	No Effect On Resolution Standard
		Contamination	No Effect On Resolution Standard
		Oil Film	No Effect On Resolution Standard
		Cover Tape	No Issue On Appearance.
Function	Image	No Communication	Test Board Not Allowed
		Bright Pixel	Black Board Not Allowed In the Image Center
		Dark Pixel	White board Not Allowed In the Image Center
		Blurry	The Naked Eye Not Allowed
		No Image	The Naked Eye Not Allowed
		Vertical Line	The Naked Eye Not Allowed
		Horizontal Line	The Naked Eye Not Allowed
		Light Leakage	The Naked Eye Not Allowed
		Blinking Image	The Naked Eye Not Allowed
		Bruise	Inspection Jig Not Allowed
		Resolution	Chart Follows Outgoing Inspection Chart Standard
		Color	The Naked Eye No Issue
		Noise	The Naked Eye Not Allowed
		Corner Dark	The Naked Eye Less Than 100px By 100px
		Color Resolution	The Naked Eye No Issue
Dimension		Height	The Naked Eye Follows Approval Data Sheet
		Width	The Naked Eye Follows Approval Data Sheet
		Length	The Naked Eye Follows Approval Data Sheet
		Overall	The Naked Eye Follows Approval Data Sheet

KLT Package Solutions

KLT Camera Module



Complete with Lens Protection Film



Tray with Grid and Space



Place Cameras on the Tray



Camera Modules Package Solution

Full Tray of Cameras




Cover Tray with Lid



Put Tray into Anti-Static Bag



Vacuum the Anti-Static Bag



Camera Modules Package Solution


Sealed Vacuum Bag with Labels

1. Model and Description 2. Quantity 3. Shipping Date 4. Caution





CMOS CAMERA MODULES



*your **BEST** camera module partner*

Large Order Package Solution

Place Foam Sheets Between Trays

Foam Sheets are Slightly Larger than Trays



www.KaiLapTech.com

www.KaiLapTech.com

Place Foam Sheets and Trays into Box

Foam Sheets are Tightly Fitting Box




www.KaiLapTech.com sales@KaiLapTech.com Tel: (852) 6908 1256 Fax: (852) 3017 6778

All rights reserved @ Kai Lap Technologies Group Ltd. Specifications subject to change without notice.



CMOS CAMERA MODULES



*your **BEST** camera module partner*

Small Order Package Solution

Place Foam Sheets and Trays into Small Box



www.KaiLapTech.com

Package in Small Box for Shipment

Foam Sheets are Nicely Fitting the Small Box



www.KaiLapTech.com

Place Small Boxes into Larger Box



www.KaiLapTech.com



www.KaiLapTech.com

www.KaiLapTech.com sales@KaiLapTech.com Tel: (852) 6908 1256 Fax: (852) 3017 6778

All rights reserved @ Kai Lap Technologies Group Ltd. Specifications subject to change without notice.

Carbon Box Package Solution

Seal the Carbon Box

Final Package Labelled Box



Carbon Box Ready for Shipment

1. Delivery Address and Phone No.
2. Box No. and Ship Date
3. Fragile Caution



Sample Order Package Solution

Place Sample into Small Anti-Static Bag



Place Connectors into Small Ant-Static Bag



Sample Labels on the Small Bag

1. Camera Module or Connector Model 2. Shipping Date and Quantity 3. Caution



Connectors Large Order Package Solution

Connectors in a Wheel



Label Connectors in the Wheel



The Wheel is Perfectly Fitting the Box



Connectors Box Ready for Shipment





CMOS CAMERA MODULES



your BEST camera module partner

Company Kai Lap Technologies (KLT)

Kai Lap Technologies Group Limited. (KLT) was established in 2009, a next-generation technology driven manufacturer specialized in research, design, and produce of audio and video products. KLT is occupying 20,000 square feet automated plants with 100 employees of annual throughput 30,000,000 units cameras.

KLT provides OEM, ODM design, contract manufacturing, and builds the camera products. You may provide the requirements to us, even with a hand draft, our sales and engineering work together to meet your needs. We consider ourselves your last-term partner in developing practical and innovative solutions.

Our team covers everything from initial concept development to mass produced product. KLT specializes in customized camera design, raw material, electronic engineering, firmware/software development, product testing, and packing design. Our experienced strategic supply systems offer a robust and dependable manufacturing capacity for orders of various sizes.

www.KaiLapTech.com

www.KaiLapTech.com



Limited Warranty

KLT provides the following limited warranty if you purchased the Product(s) directly from KLT company or from KLT's website, www.KaiLapTech.com. Product(s) purchased from other sellers or sources are not covered by this Limited Warranty. KLT guarantees that the Product(s) will be free from defects in materials and workmanship under normal use for a period of one (1) year from the date you receive the product ("Warranty Period").

For all Product(s) that contain or develop material defects in materials or workmanship during the Warranty Period, KLT will, at its sole option, either: (i) repair the Product(s); (ii) replace the Product(s) with a new or refurbished Product(s) (replacement Product(s) being of identical model or functional equivalent); or (iii) provide you a refund of the price you paid for the Product(s).

This Limited Warranty of KLT is solely limited to repair and/or replacement on the terms set forth above. KLT is not reliable or responsible for any subsequent events.



www.KaiLapTech.com sales@KaiLapTech.com Tel: (852) 6908 1256 Fax: (852) 3017 6778



CMOS CAMERA MODULES



your BEST camera module partner

KLT Strength

Powerful Factory



Professional Service



Promised Delivery



www.KaiLapTech.com sales@KaiLapTech.com Tel: (852) 6908 1256 Fax: (852) 3017 6778

All rights reserved @ Kai Lap Technologies Group Ltd. Specifications subject to change without notice.